

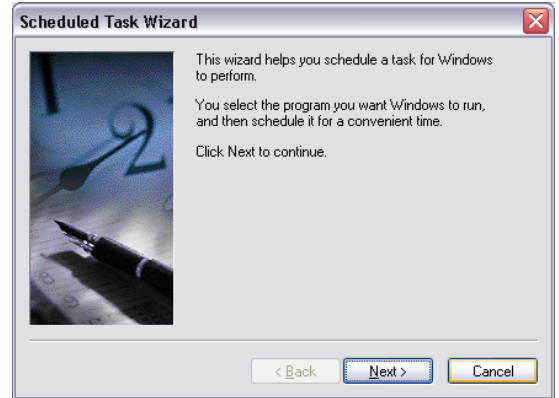
## Automatically Starting ProfitWatch when the PC Re-boots

It is sometimes desirable to start the ProfitWatch call accounting application as a background task in order to ensure that the program re-starts automatically if the PC is re-booted.

Under Windows 95/98/Me it is possible to add a shortcut to watch.exe in the Startup Menu so that when the PC re-starts, the call accounting application is loaded automatically.

In Windows NT/2000/XP it is necessary to configure the program to start as a Scheduled Task in order to ensure a re-start even when there is no valid user ID logged in.

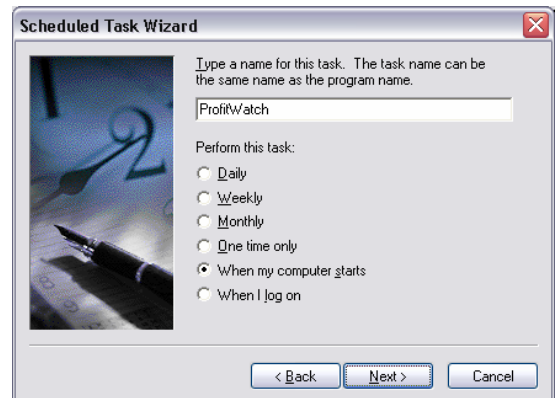
Open the Scheduled Tasks folder and click the **Add Scheduled Task** icon.



Click **Browse...** and locate the watch.exe program under the ProfitWatch directory.



Add a meaningful name for the task and choose the **When my computer starts** radio button.



## Automatically Starting ProfitWatch when the PC Re-boots

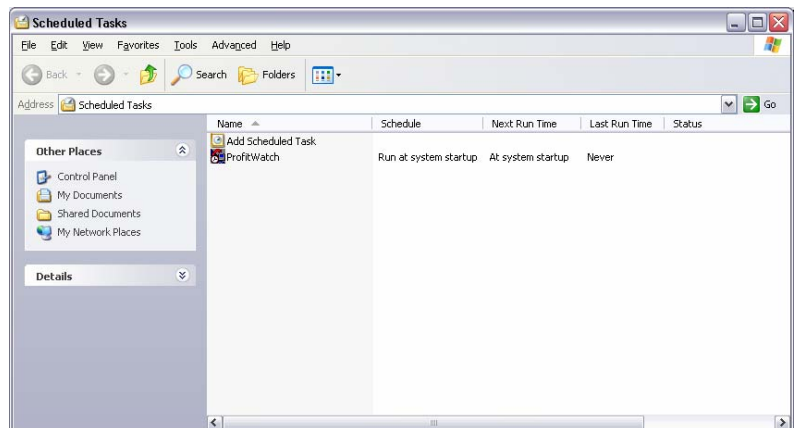
You **MUST** specify a valid User ID and password so the application can run even when nobody is logged into the PC.



Click **Finish** to complete the wizard. You may update the advanced properties if necessary.



Now on system startup the application will run in the background. You can verify the presence of the application by locating watch.exe in the Windows Task Manager.



In order to bring ProfitWatch to the foreground you must stop the scheduled task and reload ProfitWatch. Right-Click the ProfitWatch scheduled task and select **End Task**. If you wish to use this option you must also set the **DelayShutdown** registry entry to 2 under the **HKEY\_LOCAL\_MACHINE\Software\MetropolisProfitWatch** key. This will ensure that the confirmation dialog is not displayed when terminating ProfitWatch.

## Automatically Starting ProfitWatch when the PC Re-boots

You can also make a batch file in the ProfitWatch directory called reload.bat and create a new shortcut on the desktop to automate the process of starting ProfitWatch in the foreground. For example,

```
@echo off  
echo exit > exitnow.txt  
watch.exe /wait
```

This batch file will terminate the background task and reload ProfitWatch.

